

# Croatia

## Skills development, labour and skills shortages

[More about skills in Croatia](#)

### BASIC SKILLS

Many people do not have sufficient basic skills, such as literacy, numeracy and digital skills

Average student underachievement rate  
15 year-olds; reading, maths, and science

26%



27%



Source: OECD PISA

% of adults with at least basic digital skills  
16-74 year-olds

59%



56%

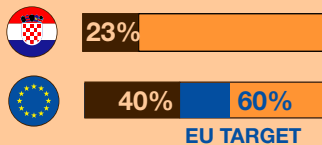


Source: Eurostat Basic digital skills

### SKILLS DEVELOPMENT


Not enough people are gaining the skills they need for the jobs of today and tomorrow

Participation rate  
in adult learning




Source: Eurostat Adult education survey

Employment rate of vocational  
education and training graduates



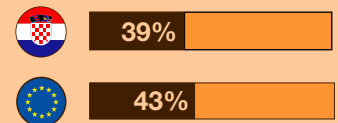
Source: Eurostat Labour force survey

Work-based learning in voca-  
tional education and training



Source: Eurostat Labour force survey

Share of young people  
with higher education



Source: Eurostat Labour force survey

Share of students enrolled in STEM\*  
fields in initial medium-level VET



Source: UOE data collection

Share of students enrolled in STEM  
fields at tertiary level



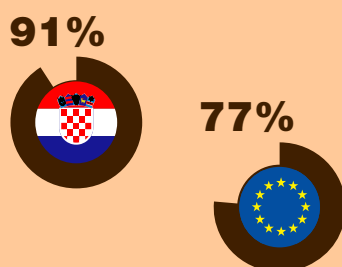
(\*) science, technology, engineering and mathematics

**2.3 BILLION** EUROPEAN SOCIAL FUND+ AND RECOVERY AND RESILIENCE FACILITY\*  
2021-27 estimated investment in skills (\*) ex ante cost estimates

### LABOUR & SKILLS SHORTAGES

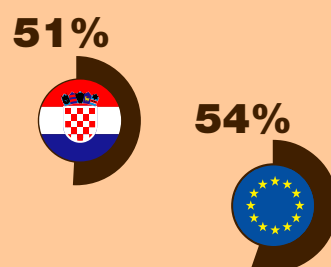
Businesses are struggling to find workers with the right skills to grow and innovate

Companies reporting  
shortages of skilled workers  
as an investment barrier



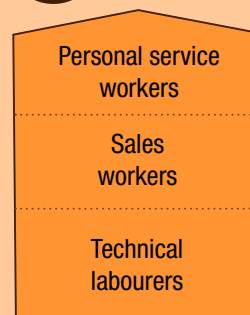
Source: EIB Investment Survey

SMEs reporting difficulties  
to find employees with the  
right skills



Source: Eurobarometer SMEs and skills shortages

Top-3 In-demand  
occupations



Source: Cedefop skillsOVATE/ELA-EURES

Top-3 Growing  
occupations



Source: Cedefop skills forecast